



Volume 6 Issue 2 Published by Lee Thevenet March/April 2014

HORSELESS CARRIAGE REPLICAS NEWSLETTER

A Publication dedicated to the reporting of news, events, articles, photos, items for sale, etc, having to do with replica horseless carriages.

“Non Scheduled Publication”

Published when articles or info becomes available & “Special Issues” when necessary

“Pre Chickasha Issue”

Hi Builders,

I hope the holidays went well for all of you and your wishes all came true. With the Christmas / New Year holidays behind us and the winter months just about gone, I think most builders will once again prepare to start planning and building. This is the time of year I am usually in the planning stages and that always includes the Chickasha Pre War Swap Meet in Chickasha, OK.

<i>In This Issue</i>	
	<i>Page</i>
1. From the Editor.....	1-2
2. Ford Charcoal ?.....	3
3. E-Mailbox.....	4-7
4. Picture from the Past/NW Meet.....	8
5. X-Word/Picklefest Parade & Toon...9	
6. In Closing.....	10

I am always looking for interesting parts I can use on my future builds or a really neat oil lamp for one of my finished carriages. I can't even start to explain all the terrific prices of usable HCR goodies at this event.

During the swap meet, there are meetings for the various auto clubs, as the National CDO Club of America, the Early Ford Registry Club, the Model T Ford Club of America & the Horseless Carriage Club of America. The folks that are members of these fine organizations have a wealth of information builders can use just for the asking & will gladly allow guests at their meetings. A flyer of the PWSM along with a few pictures are on the next page.



**24th ANNUAL NATIONAL
PRE-WAR SWAP MEET**

March 20th & 21st, 2014
Sponsored by Old Pueblo Touring Association

Where the East Meets the West!

TRANSPORTATION RELATED ONLY!

World's Largest Early Meet.

Pre-War Only: Vendors
Unwilling To Comply
Need Not Apply

CHICKASHA

1895-1945
CELEBRATE THE 1ST 50 YEARS OF THE AUTOMOBILE!
Michael & Susie Ersland
(405) 224-9090
Visit our website at www.pwsml.com

30 miles SW of OKC on I-44 – Exit Highway 62 (Exit 83)
West to the Grady County Fairgrounds.

Make Checks Payable to PRE-WAR SWAP MEET
P.O. Box 562 Chickasha, OK 73023
Deadline: Pre-Registration (for same spaces) Oct. 1, 2013
All Spaces in Advance \$45 through Nov. 1, 2013
(\$50 after Nov. 1, 2013)

<p>NAME _____</p> <p>ADDRESS _____</p> <p>CITY, STATE, ZIP _____</p> <p>PHONE _____</p> <p>E-MAIL _____</p> <p>COMMENTS _____</p>	<p>NUMBER OF SPACES REQUESTED</p> <p>_____ Outside (Approx. 10x20)</p> <p>_____ South Bldg. (approx. 10 x 10)</p> <p>_____ North Bldg. (approx. 10x10)</p> <p>_____ Tables (South Bldg. only) \$10</p> <p>If more than 1 space, request layout: _____ end to end _____ side by side</p>
---	--

Each year a few HCRB Members that attend, get together for a “Meet and Greet” lunch. If you intend to be at the PWSM in Chickasha, contact me on the HCRB Group. We love to meet new folks. By the time this HCR News Issue is posted, I will already making arrangements for the 2-3 day stay there. This event is at the top of my “to do” list for 2014..... This year, make it one of yours.....)

Lee

As usual Dave Hughes and I will get plenty of pictures of the crowds & parts at the Chickasha Meet for a possible “Chickasha Special Issue” in March or April:)

Ford Charcoal?

By

Claude Brown

Recently, I was watching a car based program on TV and when they paused for a commercial break, this is the Segway question they asked: "It is well known that Henry Ford was an early inventor in the automobile field. What other well known item did he invent?"

As a multiple choice question, they gave these 4 items to choose from:

1- Exercise machine 2- Hair dryer 3- Frisbee 4- Charcoal Briquette

Their answer was the Charcoal Briquette.

As I was sure the charcoal briquettes were older than 150 years (in fact many, many decades older) so I looked it up on the net. The search words I used were, "Charcoal Briquette & Henry Ford". I re-worded the question to ask, " What did Henry Ford make more affordable / More economical? I re-worded it because it sounds more correct to me.

Here is the Kingsford Charcoal Briquettes statement from their "heritage" page:

"And has been since the 1920s, when Henry Ford learned of a process for turning wood scraps from the production of Model T's into charcoal briquettes. He built a charcoal plant, and the rest is history.

The Kingsford Company was formed when E.G. Kingsford, a relative of Ford's, brokered the site selection for Ford's new charcoal manufacturing plant. The company, originally called "Ford Charcoal", was renamed "Kingsford® Charcoal" in his honor.

Today, the Kingsford Products Company remains the leading manufacturer of charcoal in the U.S.. More than 1 million tons of wood scraps are converted into quality charcoal briquettes every year. Barbequing with charcoal has become immensely popular since Ford's time.

Bring some of that deliciously smoky flavor home today and taste for yourself how superior charcoal-grilled foods can be. Kingsford products are available nationwide at grocery stores, mass retailers, drugstores, warehouse clubs and home centers."

E Mailbox



Just before the 2013 Christmas Holidays, I received a very nice “thank you” E-Mail from a very nice lady named Judith Mason. Ms Mason spoke of her recent acquisition of a 1901 CDO replica and her need for more information on its origin. After sending her the information I thought she could use, I received the following note of appreciation....

Lee,

In Oct. 2012 you were very kind to send me info to help me learn more about my 1901 Olds replica. It has been a long and sometimes difficult year, but I made it; the car is up and running. I appreciate the info that you sent and it helped me to learn more about the car, as it had been described to me to be a “glorified go-kart”. I found a company about 30 miles from me in Bushnell, Florida called TS Racing that builds very fancy, high end race karts for professional racing. Victor Peters and the guys in the shop, looked at this to be a fun project and were happy to put in a new engine and do whatever else was needed.

I thank you for your help.

Hope the holidays are good for you and yours.

Sincerely,

Judith Mason

I answered with my usual “thanks for the good words” and requested to use our correspondence in the HCR Newsletter along with a few words on her CDO. Graciously, she accepted & replied with this bit of information I thought our readers would like...:)

This picture was taken Nov. 30, 2013 near my home. The car is a 3/4 scale replica of a 1901 Oldsmobile. It was built in 1962 by the Horseless Carriage Co., Fort Lauderdale, Florida, and belonged to my brother until his death in 1977. It has been in my family since then; my son had it for about 23 years in Seattle and I got it back last year when I moved to Florida.



The little carriage needed a lot of work – canopy was deteriorated, seats cracked, and engine not running, etc. It took me over a year to find the right people

to do the work that was needed without them trying to take me to the cleaners!!!! Now I need to find the right person to paint the body and frame.

Work was completed this past week and I'm enjoying driving it around. This week I will go to the Motor Vehicle dept. to see about getting license plates and registration. Hopefully they will allow me to put back on the plate that was on the car in 1977 saying "Horseless Carriage".

A dear friend in NJ said that this would be a "guy magnet"; I'll let you know if he was correct.....:)

If I don't answer the phone when you call, it is because I'm out enjoying my new wheels !!!!

Judy

Ms Judy, Be sure to let us all know if the "guy magnet" saying is true, perhaps that would encourage more ladies to join our ranks.....Lee

Lee,

Since I last wrote to you, I have had the car registered and licensed with the state of Florida, and properly insured. As I write this, the car is at a local golf cart dealer where the body and frame are being prepared to be painted, black, just as it was. The car has not had this sort of work ever done on it and the wood was in desperate need of being sanded and repainted. I should have it back in about 10 days or so, weather permitting !!! It was pretty cold for Florida also and so it slowed down some of the work. I'm sure you understand....

I can send you a photo when I get it back (with the new paint job.) Now I have to find myself the 'proper' clothing to wear when I'm out driving around my area. If you have info on that sort of thing, that would be most helpful!!!

Sincerely,
Judith Mason

Ms Judy, We understand completely about the weather, as it was very uncomfortable here also for a few days. Yes, do send in your pictures, so we can see how she turned out.....:)

Lee

E-Mail Continued On Next Page...



What is it that HCRB Members always say...."Sure wish we lived closer together"...Here are a bunch of guys that come together to enjoy building, sharing knowledge and having fun.....:)...Lee

It was also around the 2013 Christmas Holidays that I received an interesting E-Mail from Keith Banister of Southern Florida. Keith is a retiree, who along with several other retiree's reside at Pioneer Creek Resort, Bowling Green, Florida. Keith told me an interesting story about the happenings around the park, peaking my interest for an article. Here is Keith's story, in his own words...

The Rusty Nuts

By
Keith Banister

I reside at the Pioneer Creek RV Resort in Bowling Green, Florida. On Feb. 2012, I put out the word asking if there was anyone in the



park wanting a metal shop. Ten guys showed up. Ten guys, all snow birds from all over the North including Canada and they were all interested. Park management and the park activity committee backed the idea, 100%.

There was no building available to work in, but park management gave us a designated area to work in. We named ourselves the "RUSTY NUTS".

Because of equipment costs, we decided to build a CDO (Curved Dash Oldsmobile) with plans from Horseless Carriage Replica's during the 2012-2013 seasons to raise funds. Sadly two members passed that summer. At the beginning of snowbird season everyone



brought equipment from home. We also purchased a lawnmower. Dec. 24 2012. Membership increased to 12. The 12 brought their individual expertise's. After working outdoors, in the sun, along with help from many non members the CDO was almost done Feb 12, 2013.

We put on a dinner and displayed the car that day, again to raise funds and served 250 people in the park, which shows the parks support of our presence. Our plan was to sell the car at the Fly Wheelers in Ft. Meade, Florida. We sent a picture of the CDO to Mr. Wilder, the RV Park Owner. He purchased the car for his Auto Museum in Branson Mo. He was interested to know what we were going to build during the next season.



Membership has since increased to 22 and we hope to have even more members by spring. We are presently building the 1908 BrownieKar, and will have it finished by the end of February.

There is a lot of equipment to be bought because the Rusty Nuts want the shop to be a diverse metal shop, building replicas, always repairing motors, rebuilding golf carts, crafty things, kids sand diggers, lawn mower, lifts and even metal spinning.

The Rusty Nuts thanks HCR's, Lee Thevenet , for his help and support.

Keith Banister
Rusty Nuts chairman

People in the picture are
Jim Nutting, Carl Harmon, Jim Moliter, Richard Pearson, Don MacDonald, Dick Swartslander, Tom Apple, Jim Zimmerman, Jim Harman, Paul St. Amand, Keith Banister
Members not shown , Bill Keith, Terry Keinath, Ron White, Jack Chamber, Hugh Riehlman, Earl Gates, Gary Fisher, Jerry Parady, Dick Johnson, Don Liebl, Richard Darrow

Keith, hopefully we will hear more about that BrownieKar build, I'm sure our Members and readers would like to hear more....:)

People's Choice Award



Longest Distance Driven Award

**First Annual
North West Chapter
Horseless Carriage Replica Builders Meet
Saturday August 30, 2014**
At the
**LeMay Event Center at 325 152nd St East
Tacoma Washington**
Bring your HCR Finished or "In Progress"
Enter the NW Chapter's HCR Car Show
Compete for the
"People's Choice Award"
(To be voted on by the spectators)
"Longest Distance Driven Award"
(one way to the Meet)
"Special Plaques" to All Participants
Saturday Evening Dinner for Participants & Family
Working on Hotel Group Rates for Everyone
(Sorry, No Camping accommodations at this Event or City)
Contact Mike Chambers for more information on this Event

Participants Plaques

Saturday Evening Dinner

Picture From the Past



X-Word

Across


1. Game "Kick the _ _ _
2. A structure to work inside of
3. To ride in your new HCR will be _ _ _ _ _ _ _ _ g

Down

1. How many _ _ _ _ _ _ _ _ have you built?
2. To be or not to _ _.

Make a sentence with the words.

Answers on last page




Late but not forgotten on the right, is Bob Salg and Joe Melillo's picture of them driving their CDO HCR in the September 28, 2013's Picklefest Parade in Winchester, NH.

No matter how long it has been, they still look good & having fun up there on their CDO.....:)



Toon by Judith



In Closing

Great conversations going on at times on the HCRB Group & the Membership continues to grow. I would like to remind the new Members that have recently joined to first check the "Files & Links" for information on HCR building and parts sources before beating the pavement for their needs. The HCRB Group is there for you, the Builder.

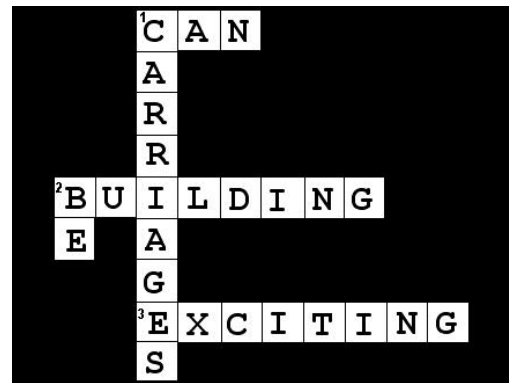
I wanted to remind all of you of the Pre War Swap Meet taking place in Chickasha, Oklahoma on March 20th and 21st that this issue is focused on. We eagerly await the West Coast HCRB Meet, taking place at the LeMay Event Center in Tacoma, Washington on August 30, 2014. Hopefully the HCR Hobby will impress and attract new folks. We want to wish Mike Chambers and the other West Coast guy's all the best in making this happen.....:)

I would still be interested in organizing a HCRB Meet for the Central U.S. If we have a Member from this area that is interested in getting one together, I will help all I can. Just contact me and we will explore the possibilities.

Those of you having completed HCR's, seek out the car shows & parades, get out there and show off your pride and joy, but I warn you, know the facts about your carriage because you will be presented with many questions about it.....:) Enjoy!

Lee Thevenet

Horseless Carriage Replicas



Carriage building can be exciting

