



Volume 6 Issue 1 Published by Lee Thevenet Jan/Feb 2014

New Years 2014 Issue

HORSELESS CARRIAGE REPLICAS NEWSLETTER

A Publication dedicated to the reporting of news, events, articles, photos, items for sale, etc, having to do with replica horseless carriages.

"Non Scheduled Publication"

Published when articles or info becomes available & "Special Issues"



From Your Editor

Hi Builders,


I hope all of you had a wonderful Christmas with family and friends, but it is almost time to ring in another new year. I for one am really looking forward to the New Year, 2014. After having such a great turnout and great time at the 2013 HCRB Meet in Dallas, NC, I am certainly excited about the North West HCR Builders Meet that will take place in Washington state in August 2014.

This HCRB Meet will certainly give HCR Hobby Members from nearby states the chance to show their HCR carriages, some that have never been shown before. This will be also an exciting time for the visitors of the Meet area, as many will see HCR's for the very first time. We wish Mike Chambers the best of luck in getting this event together. It would really be exciting to see another HCRB Meet come together for the Central U. S. this year. I have always felt that events such as the Pre War Swap Meet in Chickasha, Ok, being a very central location, would also be an ideal place for a Central U.S. HCRB Meet. Something to consider in the future by an equally tenacious HCRB Member from that area.....:)



<i>In This Issue</i>	<i>Page</i>
<i>From Your Editor.....</i>	<i>1</i>
<i>Toon & X-Word.....</i>	<i>2</i>
<i>Mora & Browniekar.....</i>	<i>3-5</i>
<i>North West HCRB Meet.....</i>	<i>6</i>
<i>2014 Chickasha Swap Meet.....</i>	<i>7</i>
<i>Good Buy & On the Light Side.....</i>	<i>8</i>
<i>Cool Rides & In Closing.....</i>	<i>9</i>

X-Word



Across


1. A garment is something you w_ _ _.
2. A toothed part within an engine.
3. Eat all of _ _ _ _ food.

Down

4. Most important in building.

Make a sentence using the words.

Answers on last page.



MORA


By Lee Thevenet

In the 1900's, the amount of companies that were building automobiles reached into the hundreds. Of the many, the "Mora" automobile joined the ranks through the efforts of Samuel H. Mora and his chief engineer, William H. Birdsall. Originally named the Mora Motor Car Company.

Birdsall soon found out the name Mora was inappropriate for use as a manufacturer of motor cars, the name was changed to the Omar Motor Car Company. The name **Omar** being an **anagram** for Mora.



The Omar Motor Car Company was located in Newark, New York (1906-1910) and produced high quality small to medium sized cars with engines ranging from single cylinder to six cylinders.



MORA ROADSTER

Light, Fast, and Mechanically Right; convertible to four passenger surrey.

Aluminum bed of engine and transmission is absolutely Mud Proof, leaving no part of engine and transmission accessible from beneath car; our own original feature. It is

THE IDEAL GENTLEMAN'S CAR

because Only Tried and True Features of both foreign and domestic makes are incorporated, so repairs are minimized.

Years of both mechanical and driving skill have been centered in this "Right Car at the Right Price." Specifications: Four Cylinder Vertical Engine, 24 Horse Power, Water Cooled, 88 in. Wheel Base, 32 in. Wheels, Weight, 1700 lbs; Entirely Mud Proof, Price, \$1650; Surrey Seat \$125.00 additional. Write at once for full particulars.

Responsible Agents Wanted.

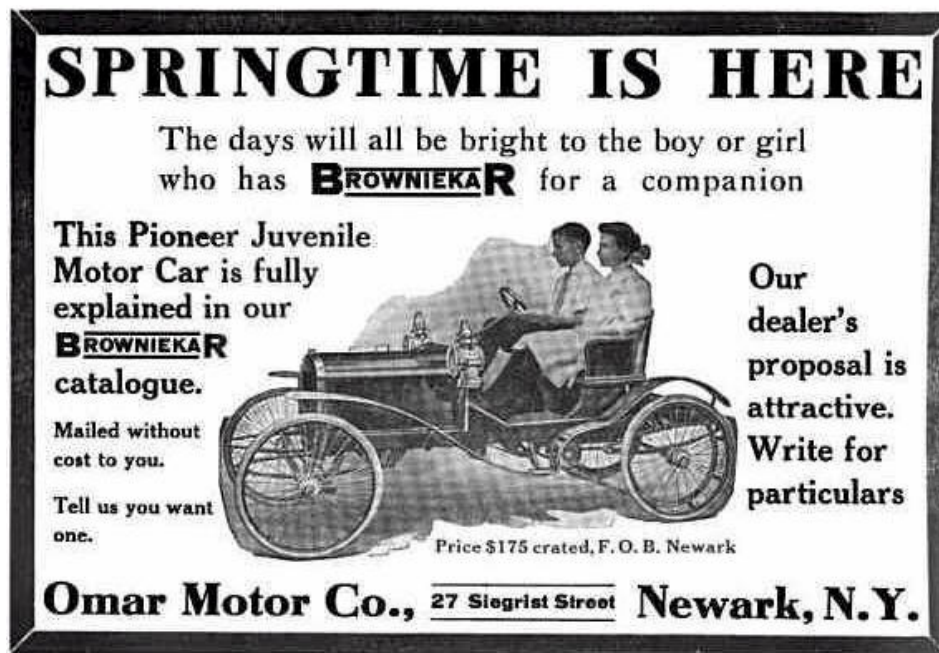
MORA MOTOR CAR CO., 317 Livingston Bldg. Rochester, N. Y., U. S. A.

Early Company Ad

During those early years of automobile production, mostly because of the very stiff competition and low funds, car manufacturers often looked at other avenues for expansion of sales and experimented with cycle cars that could be built quickly and with far less investment per unit. This would have to be a separate entity within the Omar Company...

Enter "The Browniekar"

The new vehicle would not be marketed as a cyclecar but instead as a child's car, would have a wheelbase of 66", have a single cylinder, four stroke, water cooled engine that would produce 3.5 hp. A two seat roadster with a top speed of 10mph, designed for harmless sport and amusement of intelligent children of the 8-10 age group...This new vehicle produced for the younger generation was also capable of carrying two full grown adults comfortably and would be known as the "*Browniekar*". It was designed by Omar's chief engineer, William H. Birdsall. The new venture would have the name of "*Child's Automobile Company*". The small car would sell for a modest \$150.00 - \$175.00



SPRINGTIME IS HERE

The days will all be bright to the boy or girl who has **BROWNIEKAR** for a companion

This Pioneer Juvenile Motor Car is fully explained in our **BROWNIEKAR** catalogue.

Mailed without cost to you.

Tell us you want one.

Our dealer's proposal is attractive. Write for particulars

Price \$175 crated, F. O. B. Newark

Omar Motor Co., 27 Siegrist Street Newark, N.Y.

Early Browniekar Ad

Like so many other car makers that came about during the early years, Omar Motor Company eventually faced financial trouble after only selling 979 vehicles and forced into bankruptcy in 1910 and along with fifty unsold vehicles, the company was auctioned off on November 15, 1911.

Beautiful video pictures on the Browniekar by following this link

<http://www.youtube.com/watch?v=d63gCgb6xnE>

The Browniekar would be an excellent car to scale out for an HCR build....Lee

People's Choice Award



Longest Distance Driven Award

**First Annual
North West Chapter
Horseless Carriage Replica Builders Meet
Saturday August 30, 2014**

At the

**LeMay Event Center at 325 152nd St East
Tacoma Washington**

Bring your HCR Finished or "In Progress"

Enter the NW Chapter's HCR Car Show

Compete for the

"People's Choice Award"

(To be voted on by the spectators)

"Longest Distance Driven Award"

(one way to the Meet)

"Special Plaques" to All Participants

Saturday Evening Dinner for Participants & Family

Working on Hotel Group Rates for Everyone

(Sorry, No Camping accommodations at this Event or City)

Contact Mike Chambers for more information on this Event

Participants Plaques

Saturday Evening Dinner





HCR Builders, for a first time event, the NW HCRB Group are indeed fortunate to have their first meet on the grounds of the famous LeMay Museum, home of the LeMay Family Collection of fine automobiles. HCR Builders of the surrounding states or areas should try to attend if at all possible to support this HCRB Meet and the HCR Hobby...

Chickasha 2014

HCRB Builders, it is time to start planning to attend the 24th Annual Pre-War Swap Meet held in Chickasha, Oklahoma on March 20th & 21st, 2014. Located only 30 miles SW of Oklahoma City gives the Meet a central U.S. location to all surrounding states. If possible for you to attend, do so. The perfect place to find that needed part or parts to start or complete your HCR build at fantastic prices. Each year five or six HCRB Members have attended and found needed parts at reasonable prices. Let me know you if will attend by posting on the HCRB Group. We have a Meet & Greet dinner each year while attending the meet. This will be my last chance to remind everyone of this event, so come join us this year... Lee

**24th ANNUAL NATIONAL
PRE-WAR SWAP MEET**

March 20th & 21st, 2014
Sponsored by Old Pueblo Touring Association





Where the East Meets the West!

TRANSPORTATION RELATED ONLY!


World's Largest Early Meet.

Gas,
Steam,
Electric,
Bicycles,
Air Planes,
Motorcycles,
Horse Drawn,
Railroad Items,
Tractors, Trucks,
Stationary Engines, Boats,
Busses, Etc.



1895-1945
CELEBRATE THE 1ST 50 YEARS OF THE AUTOMOBILE!
Michael & Susie Ersland
(405) 224-9090
Visit our website at www.pwsm.com

**Pre-War Only: Vendors
Unwilling To Comply
Need Not Apply**



CHICKASHA

**30 miles SW of OKC on I-44 – Exit Highway 62 (Exit 83)
West to the Grady County Fairgrounds.**

Make Checks Payable to PRE-WAR SWAP MEET
P.O. Box 562 Chickasha, OK 73023
Deadline: Pre-Registration (for same spaces) Oct. 1, 2013
All Spaces in Advance \$45 through Nov. 1, 2013
((\$50 after Nov. 1, 2013))

NAME _____
ADDRESS _____
CITY, STATE, ZIP _____
PHONE _____
E-MAIL _____
COMMENTS _____

NUMBER OF SPACES REQUESTED

_____ Outside (Approx. 10'x30')

_____ South Bldg. (Approx. 10'x10')

_____ North Bldg. (Approx. 10'x10')

_____ Tables (North Bldg. only) \$10

If more than 1 space, request layout:
_____ end to end _____ side by side

Great Deal

Builders, I recently purchased one of these from my favorite candy store.

Harbor Freight Tools

Works so well, I purchased another for my

Son in law...

180 WATT INDUSTRIAL SOLDERING GUN **SAVE 25%**
LOT NO. 4328/60765/61170 Item 4328 shown
\$14.99
REG. PRICE \$19.99



LEAD-FREE ROSIN CORE SOLDER
LOT NO. 69378/95861 **\$2.99**



Picture from the Past



On the Light Side

By Lee

My 1905 REO HCR is powered as most HCR's, by a small engine. Even though the engine is of the Briggs & Stratton twin cylinder variety, offering more than enough power to sufficiently do the job on movement during day light events, the charging systems on these engines are often not up to handling the candlepower needed for evening parades where maximum lighting is required.

Having recently upgraded my Dietz lanterns on this carriage from regular 12V bulbs to the brighter Quartz bulbs used on modern automobiles, the engine charging system did not seem to be up to the extra demands needed & still keep the battery at peak power. I felt that an auxiliary charging system was needed.

A 100 amp, one wire alternator was the answer I was looking for. Having enough room on the lower part of the jackshaft for an extra drive pulley, I ordered the needed pulley, alternator & necessary material needed for the fabrication of a mount. Now that everything is installed, the extra charging power keeps all lighting brighter, even at consistent slow speeds as in the recent picture taken at our home town Christmas Parade. Another step toward safer HCR use accomplished...



Cool Rides



In Closing

by

Lee Thevenet


As we open another year of car shows and parades throughout the U.S. and abroad, we should all try our best to take part in as many automotive events as possible to display our HCR Carriages. To build or purchase an HCR and not use it does nothing to help our hobby spread and grow.

Regardless of where you drive, show or display your HCR, new interest and new friends will be made. Don't miss the opportunity to tell folks about your HCR. They will be fascinated with what you have or have built.

I rarely purchase parts if someone does not ask what I am building. This always offers the opportunity to show them pictures of my carriages and a business card with my contact information that I always carry with me. I have often been called and asked if I was still looking for a certain part I had inquired about...

Enjoy Everyone,

Happy New Year !



Wear your safety gear

